

IRONTECH DOLL

• BEAUTY INSPIRED CREATION •



Love Doll

Manual

anti-fake.irontechdoll.com | Check the authenticity of your sex doll by entering an Anti-Fake code.

■ Thank you for choosing Irontech Doll

To ensure an optimal and prolonged experience, we kindly request that you carefully read the provided manual before using the product.

Accessories

Comb

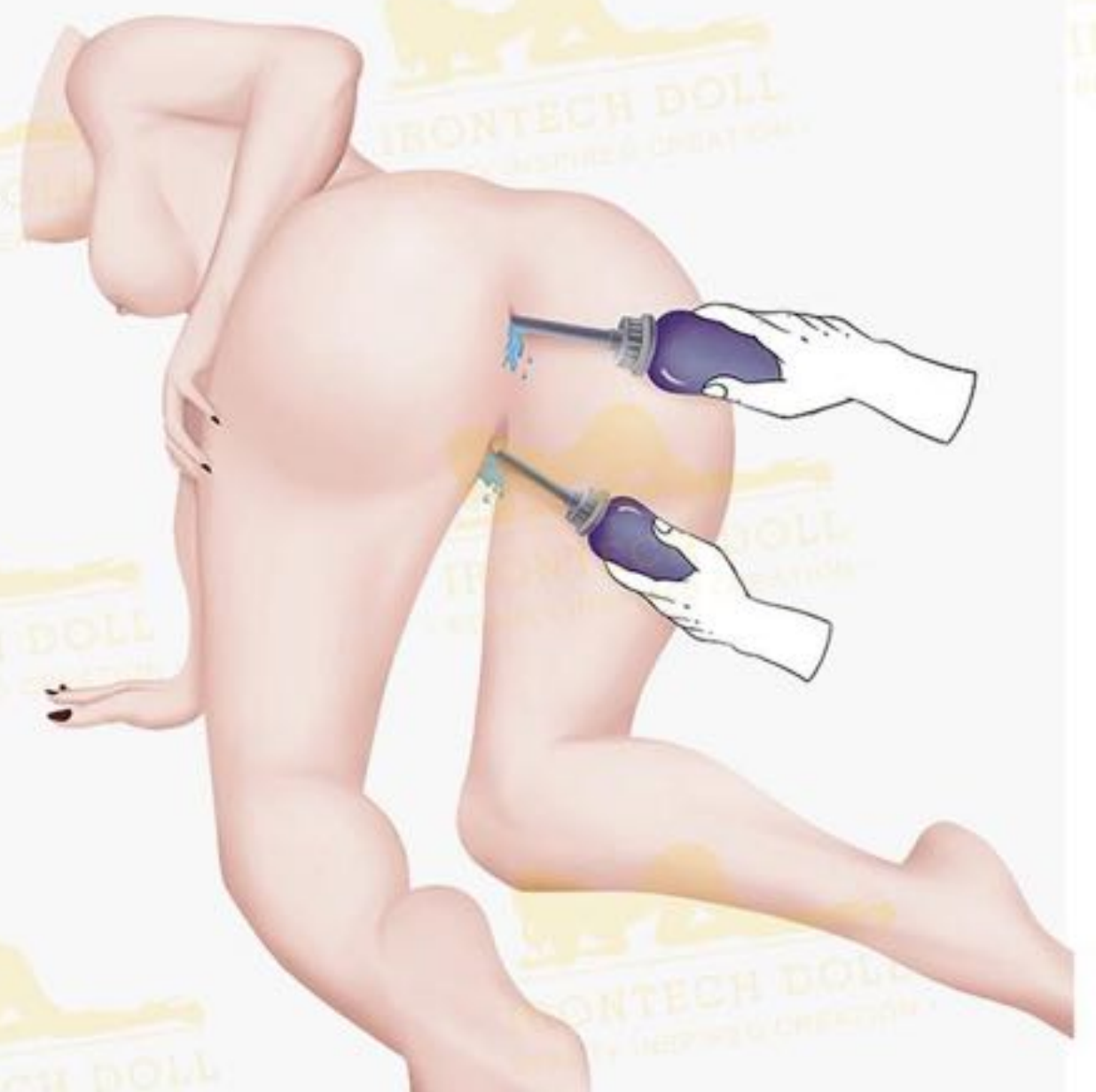
For combing the wig. It's best to use a spray water bottle. Lightly spray the wig and gently comb the hair.



Vaginal cleansing

Intended for cleaning penetrable areas (mouth, vagina, and anus). Follow these steps for effective cleaning:

- Fill the provided bottle with either clean water or a mild soapy solution.
- Gently insert the nozzle of the irrigator into the tunnel.
- Squeeze the bottle to release the water, effectively rinsing the tunnel's interior.
- Repeat this process several times until the tunnel is thoroughly cleansed.
- For the final rinse, use clean water.



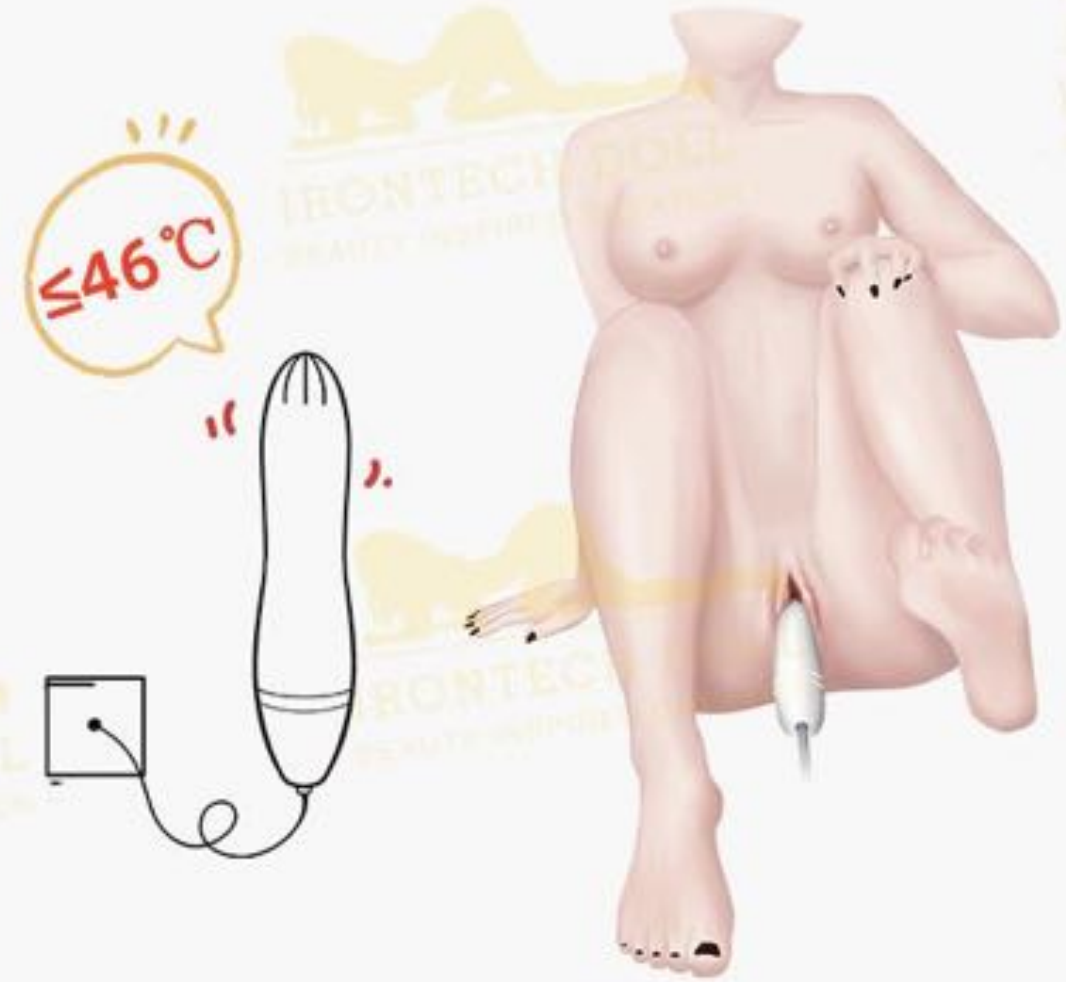
Disposable drying stick

We offer two disposable drying sticks for absorbing residual moisture in the vaginal area. Please insert it into the tunnel after thorough cleaning until all water is completely absorbed.



USB heating rod

Used to warm up the vagina and provide a more natural feeling. Only takes 15-20 minutes to warm the tunnel. Avoid heating the tunnel for more than 30 minutes.



**Automatic Temperature Control
under 46°C**

Material: ABS,PU

USB Adapter

Size: 15cmx1.7cm

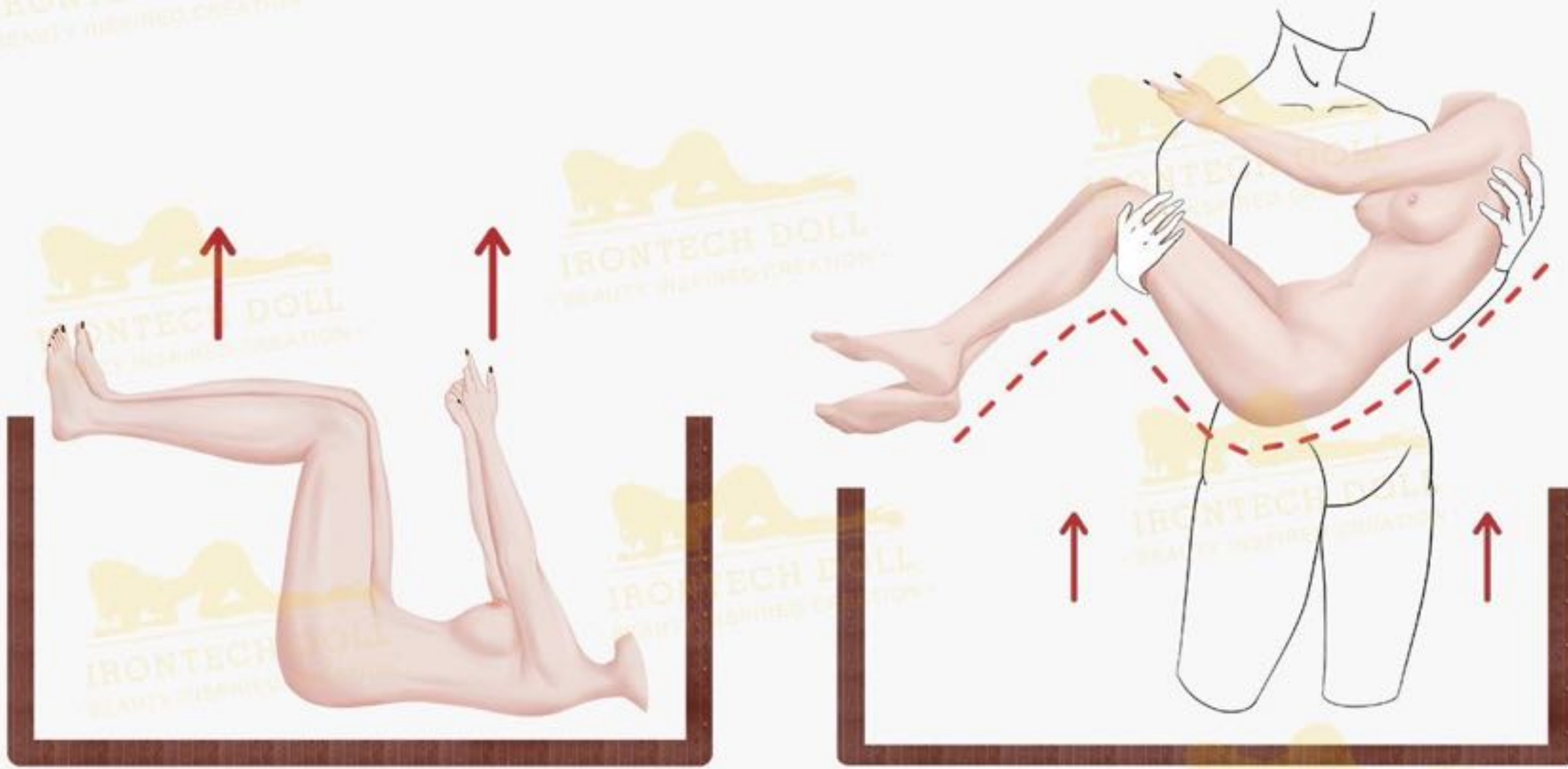
Lingerie

We provide sexy lingerie, adding charm and authenticity to every playtime scenario.



How to safely remove the doll from packaging

- Remove the protective foam and accompanying accessories from the packaging.
- Position the doll to match the reference image provided.
- Lift the doll out using a bridal lift, with your arms passing around its back and behind its knees for gentle and secure support as shown in drawing.



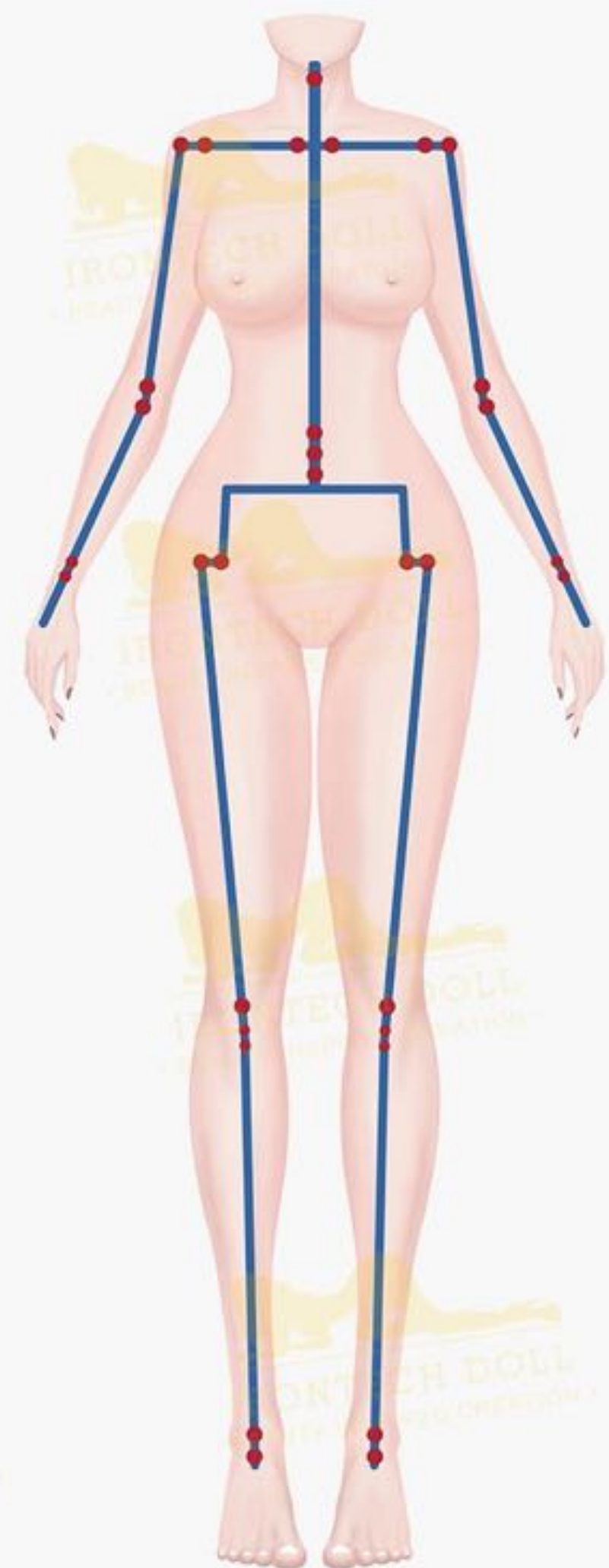
Key features:

Our dolls are crafted using TPE or **Silicone** (also known as Cyber-skin), combined with a **flexible metal skeleton**. This material is not only environmentally friendly but also promotes a healthy experience. TPE or Silicone is widely utilized in high-end adult products for their exceptional qualities.

Dolls taller than 100cm are equipped with a fully functional **mouth, anus, and vagina**. The construction of the anus and vagina is designed to closely resemble the anatomical features of a real woman. The internal structure of these orifices replicates the physiological composition found in the human body. During intimate interactions with the doll, you will experience a sensation similar to the suction effect when penetrating deeply.

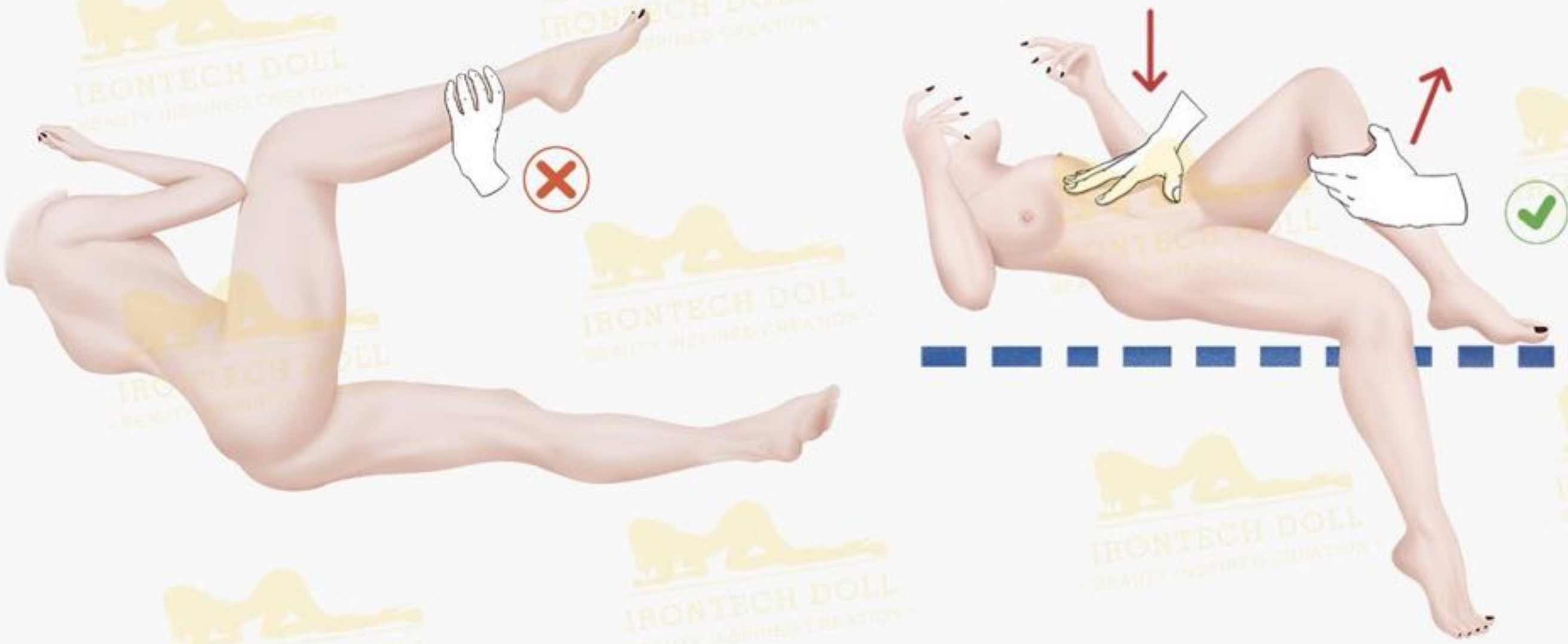
Our dolls possess a wide range of articulation, **allowing them to perform most actions achievable by human beings**. In fact, they can even assume postures that may be impossible for humans. Feel free to employ your imagination and skill to explore the various possibilities. For guidance on different poses, please consult the pictures provided below.

We hope this information provides you with a better understanding of our doll's capabilities. If you have any further inquiries or require assistance, please do not hesitate to reach out to us.



How to correctly operate the doll

- When manipulating the doll, use one hand to stabilize the body while using the other to move the joints.



- Protect the knee and elbows with a soft pad. Use pillows or soft supports to maintain a natural body shape when storing or displaying the doll.



Neck

The neck can bend forward and backward, and to the left and right.



Shoulder

If your doll has a joint for shrugging the shoulder, allowing more upper-body positions.



Arm

Flexion, extension, internal rotation, external rotation, and circumduction are available for arms.



Wrist & Finger

Flexion, extension, abduction, adduction, supination, and pronation are available for the wrist. If you choose articulated fingers, you can make the doll's hands pose more naturally. Please use them carefully and protect the fingertips.



Waist

Waist can bend forward, backward, sideward, and rotation.



Leg

The leg can bend forward, backward, sideward, medial rotation, lateral rotation.



Ankle

Plantar flexion and dorsiflexion.



Regarding the feet:

1 Standing feet:

The feet of our dolls with standing capability feature three protective pins on the bottom to maintain stability without causing damage. Should you wish to have the doll stand on her own, it is necessary to adjust to the optimal angle for balance.

2 Standing feet without bolts:

The non-standing foot design offers a more realistic appearance. Please refrain from standing the doll without appropriate protection on the bottom feet. If you intend to stand the doll, kindly ensure the feet are safeguarded.



Standing feet



Standing feet without bolts

Regarding the vagina:

1 Fixed vagina:

The doll is equipped with one of two types of vagina, marked as a fixed vagina by default. The fixed vagina is not designed to be dismantled and can be used normally as intended.

2 Removable vagina:


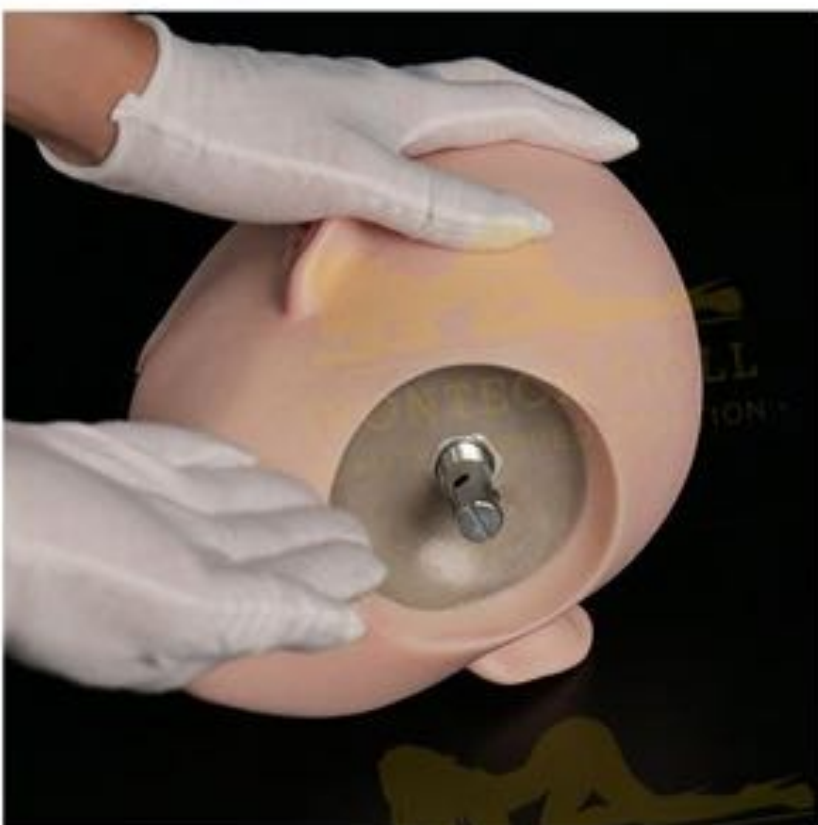
The removable vagina, also known as a detachable vagina, is included with the doll upon purchase. Both the removable and fixed vagina types possess identical appearances and provide a comparable tactile experience. To clean the vagina, please spread the doll's legs, widen the pudendum opening, and remove the vagina. If you encounter any resistance while installing the removable vagina, applying a small amount of body lubricant to the exterior of the removable part can facilitate smooth insertion.



How to attach the head

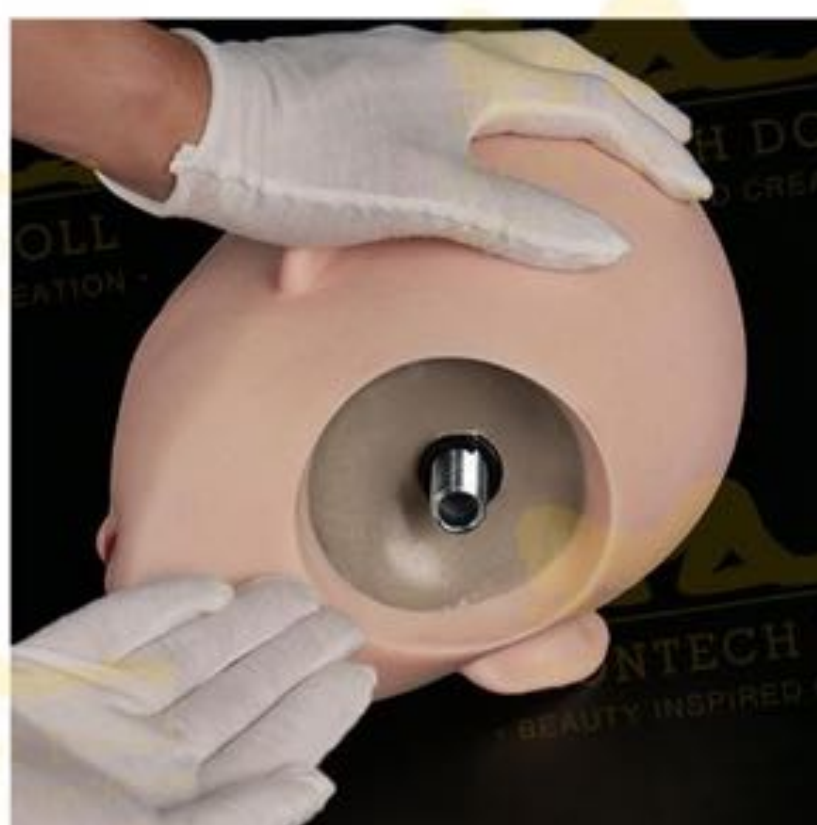
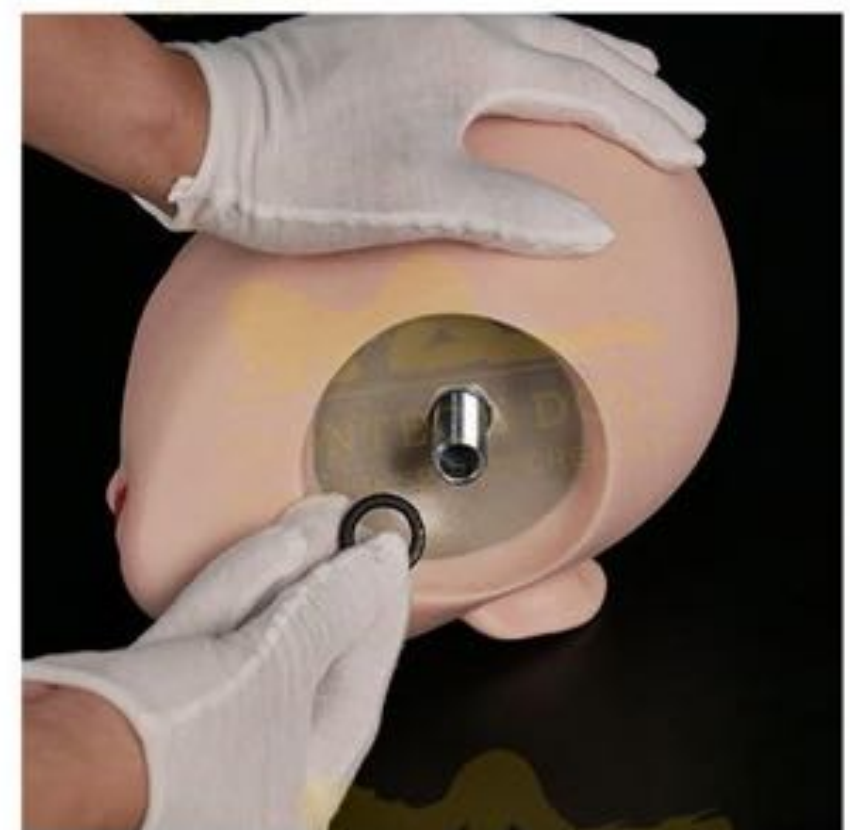
Quick connector

Inserts directly without any rotation.



Set screw

Insert the rubber ring and tighten the screw to your liking.



How to clean a sex doll

Please clean the doll regularly to ensure hygiene.

1 Mix appropriate shower gel with water to create foam.



2 Cleanse the body, avoiding excessive force that may damage the skin.



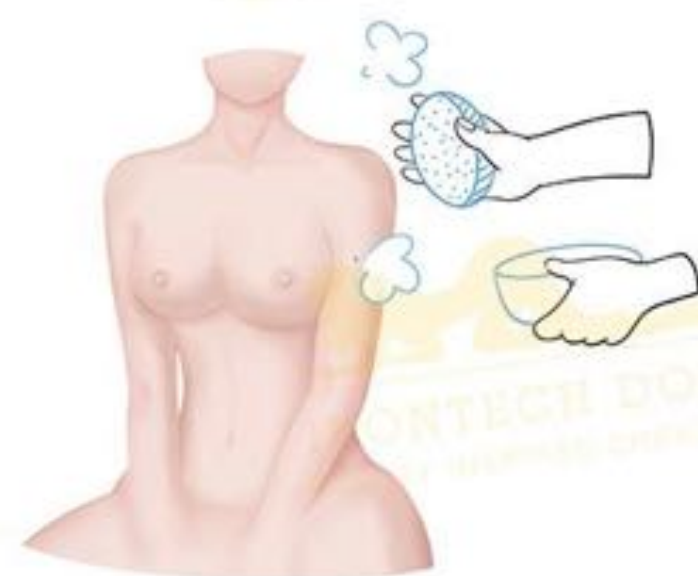
3 Rinse the body to remove all shower and bath foam.



4 Gently pat the body dry with a clean towel to remove any remaining moisture.



5 It's best to apply body powder to keep the skin dry.



How to wash a synthetic wig

Materials: shampoo, towel, wide-tooth comb

Steps:

- Brush the entire wig to prevent the hair from tangling.
- Turn the wig inside out so the side with the wig cap faces outward.
- Pour the shampoo into the basin, then stir it to create a foam.
- Clean the wig gently with your hands. Avoid vigorous rubbing.
- Rinse away the foam with water.
- Gently press and dry the wig using a towel.
- Turn the wig outward. Once the wig is fully dry, comb it through with a comb.



Warning

Avoid:

Keep the doll away from sharp objects, oils, solvents, and silicone-based lubricants, as these can damage the doll's skin. Use water-based lubricants ONLY.

Staining:

Dark-colored clothing may cause skin staining. Please wash the dark clothes before dressing the doll. In case of accidental staining, clean the affected area with soapy water until the color fades. Use a stain removal cream to eliminate the discoloration marks for severe stains.

Body painting:

The realistic body painting may fade gradually over time due to friction and cleaning. Regarding the ultra-soft silicone body: It doesn't hold color as well as regular silicone. With friction and exposure to silicone natural oils, the body paint might slowly fade over time.

When changing your doll's clothes, please do so gently. We suggest using smooth fabrics (for the clothes, a lightweight blanket, and cushion cover) to reduce the risk of the paint fading caused by friction during use.

Preservation:

It is advisable to have dolls wear **light-colored bras** to maintain the doll's breast shape. Hanging it or storing it flat in its original packaging is recommended. Please keep the doll in a cool, dry place.

Image discrepancy:

The advertising pictures were taken by professional photographers and there may be slight differences between the actual product and the images in the advertisement. We do not use Photoshop enhancements on our dolls - only professional photographers and make-up artists are employed.

High temperature and high altitude environment:

The doll's skin may swell if you are located in an area with high temperatures or at high altitudes. Please gently use a needle to puncture the skin to release the trapped air. Repeat this process several times until the swelling subsides.

Frequently Asked Questions (FAQs):

1 Can the doll's eyes be adjusted?

Yes, the doll's eyeballs can be adjusted. Gently press down on the eye with your finger and carefully adjust its position as desired. Please exercise caution to avoid any damage to the doll's eyelashes.

2 How should pressure marks be addressed?

Our dolls are made with anti-pressure skin material, which makes them less prone to pressure marks. However, if pressure marks do occur, releasing the pressure for a while will often allow the skin to recover naturally. In case the marks persist, applying a warm wet towel to the affected area for a period of time, repeating the process as necessary, can help alleviate the marks.

3 How can damaged skin be repaired?

In the event of skin damage, please use our special repair glue for the doll's skin. Due to shipping restrictions imposed by airlines, the glue cannot be shipped with the doll. If you require the glue, please purchase it separately from us. For instances of extensive damage, please contact our customer service for assistance.

4 How does the full body warming system work?

Don't get discouraged if your doll's body isn't warm in the first 30 to 60 minutes. Silicone is really good at insulating heat so it takes a little longer for the heat to travel outwards to the skin and body. On average, it could take around 2 hours to fully warm your doll.

If you're having difficulty with the internal full body heating system, you might not be giving it enough time. The difference is night and day and you'll notice right away, if you just give it enough time.

SAFETY FIRST.

NEVER LEAVE YOUR DOLL ALONE FOR AN EXTENDED PERIOD OF TIME WHILE USING THE HEATING SYSTEM. TOO MUCH HEAT EXPOSURE COULD DAMAGE THE MATERIALS.

5 How does the vaginal suction feature work?

To get the full effect it might take a little trial and error but it's worth the effort and patience. Basically the suction squeezes the channel around you during the feed and tightens slightly, then releases producing a clenching (clamping) affect, it also pulls or draws you in a bit deeper. There's a rhythm to it and you'll have to discover what works best for you. Some say it works best if you're already inside before powering on, while other say it doesn't matter.

Everyone will experience the sensation differently but some customers have reported the effect is much stronger when the doll is standing, or in a doggy or cowgirl position.

Some have even reported the experience is even more realistic in the way it functions as you interact with it, kind of like how you have to learn what does and doesn't work with a real-life partner.

The vaginal suction feature on a life sized doll does not produce the same artificial effect as what you might experience on some torso dolls on the market. It still feels amazing but it's a bit more subtle. Our dolls are designed to look and feel as real as possible, they aren't designed to do something a real woman - no matter how talented - can't do.

So at first take your time, show a little patience, and you'll be rewarded with years of unforgettable intimacy and emotional fulfillment.

6 Can I return or exchange the doll?

As our products are considered personal belongings, we do not accept returns. Rest assured that all our products undergo strict testing before being shipped out. If you encounter any quality issues, please contact our customer service within three days of receiving the goods for further assistance.

7 Can I add perfume or cologne to my doll?

It's advisable to apply it to the doll's clothing rather than directly onto the doll itself. Most fragrances contain alcohol and are not conducive to silicone or TPE materials. Moreover, the scent could permeate the doll's material and potentially alter over time for an outcome nobody would find pleasant.

8 How to use my robot sex doll?

We will consistently update the robot function instructions on this page. Please scan the QR code for more info.



We understand that a sex doll represents a significant investment. That's precisely why we've compiled this guide. Regardless of how you choose to utilize your sex doll, our goal is to ensure that every encounter you have is exceptional. By adhering to the advice we've presented, your doll will remain in excellent condition for many years.

VISIT OUR WEBSITE WWW.IRONTECHDOLL.COM FOR MORE INFORMATION.

More common questions and answers will be consistently added to our FAQ page: www.irontechdoll.com/help-faq/

You can also find a full library of instructional videos on our website on our Functions page.

If you require further assistance please don't hesitate to contact us at service@irontechdoll.com

Follow us on



Irontech Doll



Irontechdoll Official



@irontechdoll_official



@Sirontech



Irontech Doll

WhatsApp & Phone: +86 13670196546

Business Cooperation: leonard@irontechdoll.com

Customer Service: service@irontechdoll.com

www.irontechdoll.com

Factory Address

No.9, Xiushan Gengyun Street, Shaxi Town, Zhongshan City,
Guangdong Province, China

Office Address

Room 1001, Building No.1, Xinghuiwan, Shiqi, Zhongshan,
Guangdong, China